







# Index

Transform bare walls into living green oases	4
The advantages of a green wall	6
Bin Fen Green Wall	8
NextGen Living Wall	10
LivePicture	12
Preserved moss	14
Bespoke advice	16




# Transform bare walls into living green oases

Living green on the wall is a resounding success! It promotes a healthy indoor climate, it has a sound deadening effect and is a beautiful eye-catcher that impresses every passer-by.

Green walls can also be used to divide rooms visually. Room dividers contribute to creating more privacy and reducing ambient noise. They provide an ideal solution for flexible workplaces in offices.

Green walls are available in all shapes and sizes, for indoors and outdoors, for hydroculture or soil plants, modular or made to measure. In short, there is an appropriate solution for every situation.





# The advantages of a green wall

1. Very little space is required to install a green wall
2. It filters harmful airborne particles
3. Improves humidity
4. Promotes a healthy indoor climate
5. Has a positive impact on the acoustics in a room
6. Can be used as a room divider to create more privacy
7. A true eyecatcher





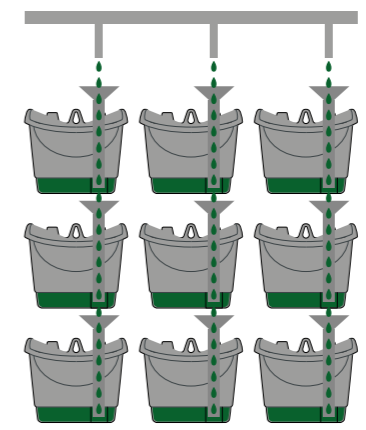
# Bin Fen Green Wall

The Bin Gen Green Wall system is relatively quick and easy to mount and we recommend using soil when planting. The system consists of a framework to which each planter is individually attached. This allows you to easily change a few plants.

The Bin Fen Green Wall has a semi-automatic irrigation system that pumps the water upwards from a water tank under the green wall. The plants on the top row receive water from water drips and every plant is then watered by means of an overflow system.

The Bin Fen Green Wall is available in a modular system measuring 79x16cm, which can be mounted on top of, underneath or next to each other. But it is also available as a bespoke system made entirely to your requirements.

- suitable for indoors and outside
- can be planted in soil or in a hydroculture system
- semi-automatic irrigation
- available as a room divider






# NextGen Living Wall

The NextGen Living Wall is ideal for hydro-culture plants. The cultivation pot can be placed directly in the trays. It saves a great deal of time in terms of planting. The NextGen trays are suitable for hydroculture 13/12 and 15/19.

The system can be manually or semi-automatically filled with water. Fill the top most tray with water; the water will then flow into the next tray by way of an overflow system.

The NextGen Living Wall consists of modules that are mounted on top of or next to each other. The modules have a standard height of 75cm, but they can easily be shortened by sawing along the specially applied sawing lines. The modules are available in three different widths: 50cm, 75cm and 100cm.

- suitable for indoors
- can be planted in soil or in a hydroculture system
- manual and semi-automatic irrigation
- available as a room divider







# LivePicture

LivePicture is, as it were, a living painting of plants. A great way to mount green on the wall. The innovative plant cassettes are suitable for pot sizes 9/7 or 8.5. Each cassette can be switched around so that plants can easily be rearranged.

A water tank is built into the frame. The water-absorbing cassettes provide water to the plants for four to six weeks. As soon as the water tank is almost empty, a small watering can appears at the bottom of the frame.

The system is available in five different sizes and is easy to attach to any wall with just a few screws.

- suitable for indoors
- to be planted in soil
- manual irrigation
- available as a room divider






# Preserved moss

It will certainly not have escaped your notice that the use of moss for decorative purposes is extremely popular. Moss is extremely versatile and can be widely used: from green walls to paintings, and even bespoke frames with a company logo.

Preserved moss is the most appropriate choice when you are looking for a maintenance-friendly green wall. The moss is treated with an environmentally-friendly and degradable preparation liquid, which preserves the moss and its natural colours for a long time.

Preserved moss does not require light or water and therefore it can easily be applied in rooms where normal planting is not possible. To maintain the quality of the moss, the humidity must not be too high. The moss is therefore not suitable in damp locations such as wellness centres or swimming pools.

- suitable for indoors
- maintenance free
- not suitable for humid rooms





# Bespoke advice

Before ordering a green wall, it is important that you take a few things into consideration. Consider, for example, the function of the green wall, the location of the green wall, the maintenance and the choice of plants. We are pleased to give you some professional advice.

To make a green wall successful, it is important that the choice of plants is well considered. Choose plants that require equal amounts of water and take the amount of available light into account. In places where there is little daylight, green walls must be given extra lighting. Special lamps are available for this purpose.







[t] 0800 358 2245  
[e] [info@urbanplanters.co.uk](mailto:info@urbanplanters.co.uk)  
[w] [www.urbanplanters.co.uk](http://www.urbanplanters.co.uk)

